

Instructions for Activating Your Online Subscription

Thank you for giving the Society of American Foresters the privilege to serve your information needs with a subscription to one or more of our journals. Follow these simple instructions to activate your online subscription.



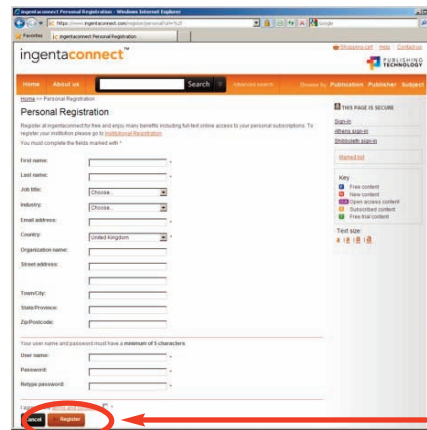
Trouble activating your subscription? E-mail journal@safnet.org for assistance.

1. Go to www.ingentaconnect.com.

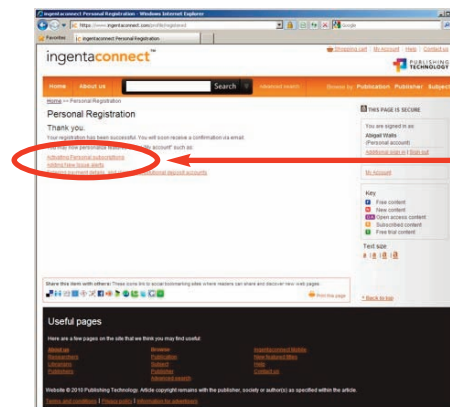
Click **Register**.



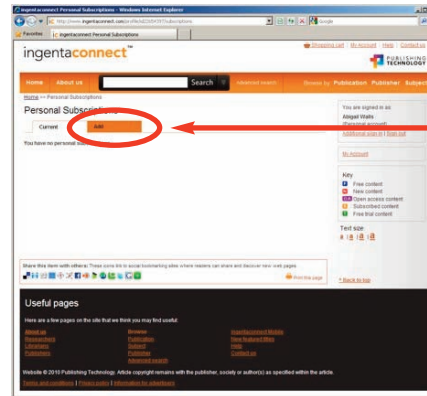
2. Fill out all of the requested information under **Personal Registration**, as well as selecting a user name and password; click **Register**. Please keep a record of your user name and password for future reference.



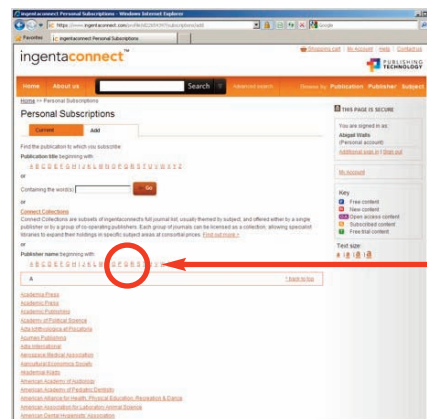
3. Now you are registered with Ingenta-Connect. Under **Thank you**, click on the link for **Activating Personal Subscriptions**.



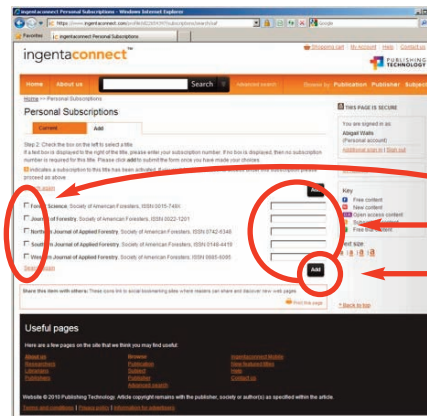
4. Click the **Add** tab under **Personal Subscriptions**.



5. Browse for the publication titles you wish to add. Click **S** under **Publisher name** and select **Society of American Foresters**. This will pull up all five SAF publications for you to activate at once. Alternatively, you may pull up each title individually by typing its title under **Publication title** and clicking the **Go** button.



6. Check the boxes next to the titles you wish to add, and enter your subscription number in the text box to the right of each title. If you are a member of SAF, your subscription number is your membership ID number. Click **Add**.



7. The **Thank you** page indicates that your activation request has been successfully transmitted to Ingenta-Connect. Please allow up to 48 hours for IngentaConnect to verify and activate your subscription. Once verified, you will receive an e-mail notification that your subscription has been activated, and your subscription will now appear under the **Current** tab on the **Personal Subscriptions** page.

